

MONOGRAM OUTDOOR/INDOOR REFRIGERATOR

ZDOD240NSS



When ordering this product, be sure to use the model number associated with the chosen handle.



Statement handle
ZXGP1H1PPSS



Minimalist handle
ZXGP1H1CPSS

STATEMENT HANDLE

Model is shown with the Statement handle, which needs to be ordered separately. To order this handle use model number ZXGP1H1PPSS.



STAINLESS STEEL OUTDOOR DESIGN

Completely encased in stainless steel, front, top, sides and back. The stainless steel case withstands a variety of weather conditions, including temperatures from 45°F to 120°F

STAINLESS STEEL REMOVABLE CANOPY

Canopy protects the top of the refrigerator in outdoor environments and can be removed to allow built-in installation

DIGITAL TOUCH CONTROLS

Offer a range of temperatures for precise chilling of a variety of fresh foods and beverages, and a LED display allows easy viewing of temperatures

SPACIOUS INTERIOR WITH REMOVABLE SPILL PROOF GLASS SHELVES, QUICKSPACE SHELF AND CLEAR LEXAN CRISPER

Provides a spacious 5.4 cu. ft. capacity that can hold a platter as large as 18" x 18"

SOFT INTERIOR LED LIGHTING

Automatically illuminates when the door is open, but can be activated by an internal on/off switch



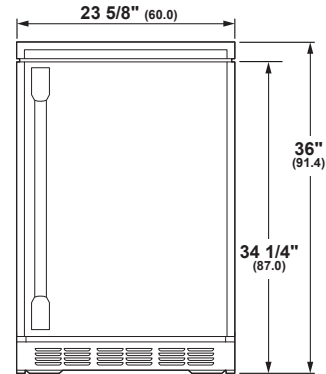
SPECIFICATIONS

Overall Width	23 5/8" (60.0)
Overall Height	36 1/4" (92.1)
Overall Depth	23 1/2" (59.7)
Door Clearance	9 15/16" (25.2 cm) @ 110° 3 3/16" (8.1 cm) @ 90° 21 13/16" (55.4) door length
Overall Capacity	5.4 cu. ft.
Minimum Cabinet Width	23 3/4" (60.3)
Minimum Cabinet Depth	24" (61.0)
Cutout Width	23 3/4" (60.3)
Cutout Height	34 1/2" (87.6 cm) Min 36 1/2" (92.7 cm) Max
Electrical Requirements	1.0 A
Voltz/Hertz/Amps	120 V, 60 Hz, 15 or 20 amp circuit
Shipping Weight	159 lb (72 kg)

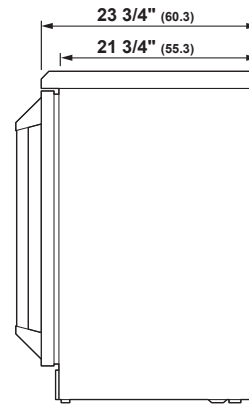
ATTENTION ELECTRICIAN:

A 115 volt 60Hz, 15 or 20 amp power supply is required. An individual properly grounded branch circuit or circuit breaker is recommended. Install a properly grounded 3-prong electrical receptacle recessed into the back wall.

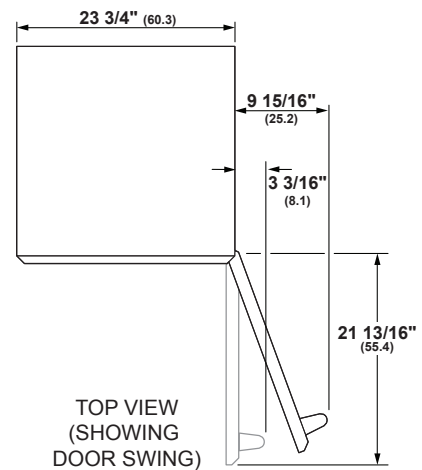
OVERALL DIMENSIONS



FRONT VIEW



SIDE VIEW

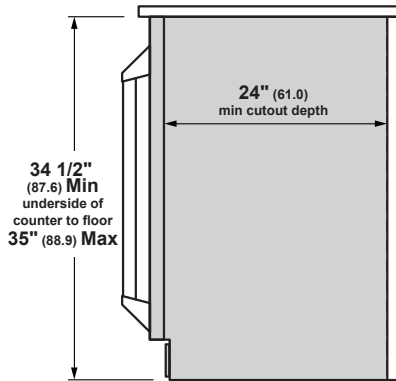


TOP VIEW
(SHOWING
DOOR SWING)

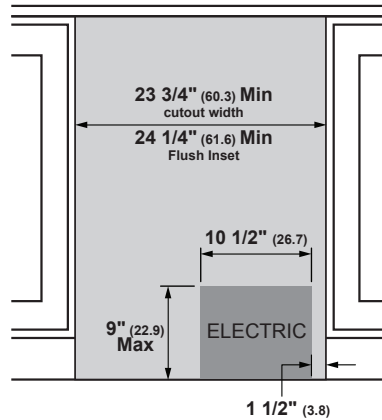
Dimensions in parentheses are in centimeters unless otherwise noted. Actual product dimensions may vary due to manufacturing tolerances.

INSTALLATION

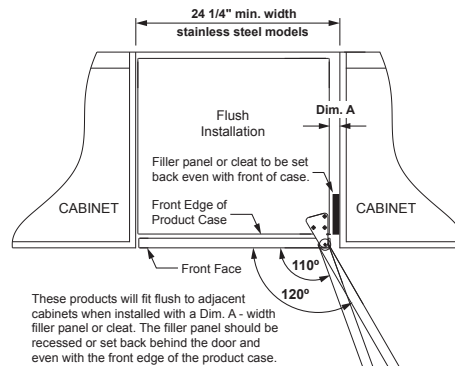
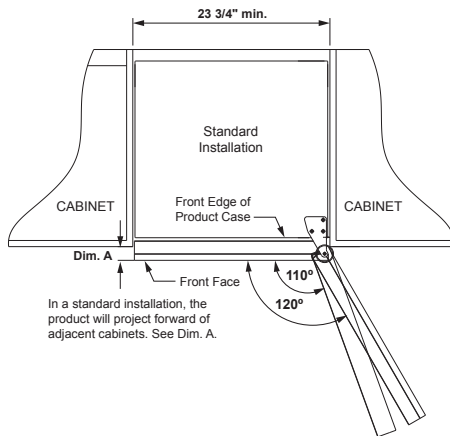
INSTALLATION CUTOUT SIDE VIEW



INSTALLATION CUTOUT FRONT VIEW



REFRIGERATION MODULES, TOP VIEW



PRODUCT	DIM. A
ZDW1240, ZDB1240	2"
ZDWR240, ZDBR240	1-3/4"
ZIFS240, ZIF1240	1-5/8"
ZDOD240	1-7/8"
ZIB1240, ZIBS240	2-5/8"

PRODUCT	DIM. A
ZDW1240, ZDB1240	1"
ZDWR240, ZDBR240	1"
ZIB1240, ZIF1240	1"
ZIFS240, ZIBS240	1/4"
ZDOD240	1-1/4"

NOTES

- **Installation Space**
This product can be installed as a built-in or used free-standing. The top canopy can be removed for installation below a countertop.
- Do not operate these products in temperatures below 45°F or above 120°F.
- If the refrigerator is used outdoors, plug the power cord into a GFCI receptacle.
- For a standard installation of Stainless Steel unit: The product must be installed so that the front face will project 1 7/8" forward of adjacent cabinets.
- For a flush installation of Stainless Steel unit: Install a 1 1/4" wide filler strip on the hinge side. The width of the opening must be 24 1/4" min. wide. See installation instructions for details.
- **Location Requirements** All Monogram Refrigeration Modules may be closed in on the top and sides as long as the front is unobstructed for air circulation and door swing.